



Dowell UrbanLine™
**ALFRESCO
CORNER
STACKING
DOOR**

**TECHNICAL
INFORMATION**

QUEENSLAND





Pictured: Dowell UrbanLine™ Alfresco corner sliding door

Dowell ALFRESCO CORNER STACKING DOOR

FEATURES

- Versatile and aesthetically pleasing design.
- Durable low maintenance, easy-clean aluminium profiles.
- Custom size and colour available.
- Suitable for residential and multi-storey applications.
- Insect and security screens are an integral part of the design.
- Highly functional and designed to operate smoothly day after day.
- Resilient and durable in all types of weather.
- Minimal maintenance required.
- Superior product with the use of Dowell innovative design and technology
- Product available in double glazed configurations in some states.*
- Low E high performance thermal glass option available.

HARDWARE

- Options available, please consult your local sales representative for more information.

ALFRESCO CORNER STACKING DOOR ENERGY PERFORMANCE

PRODUCT	Standard Single Glazed	Standard Single Glazed	Standard Double Glazed	Standard Double Glazed	Standard Double Glazed
DOOR TYPE	Alfresco Corner Stacking	Alfresco Corner Stacking	Alfresco Corner Stacking	Alfresco Corner Stacking	Alfresco Corner Stacking
GLASS OPTION	*5mm Clr.	*6mm SP10 Clr.	*4mm Clr. /8mm Arg. gas. /4mm ET.	*LB Clr.SO. 4mm /10mm Arg. gas. /4mm Clr.	*LB Gy.SO. 5mm /8mm Arg. gas. /5mm Clr.
FRAME TYPE	Standard Aluminium	Standard Aluminium	Standard Aluminium	Standard Aluminium	Standard Aluminium
AIR INFILTRATION	1.47	1.47	1.47	1.47	1.47
HEATING (STARS)	☆☆☆ 19%	★★★★ 38%	☆☆☆☆ 45%	★★★★★ 48%	★★★★ 37%
COOLING (STARS)	★ 15%	★★ 36%	☆☆☆ 42%	☆☆☆☆ 51%	☆☆☆☆☆ 62%
*SHGC	0.71	0.59	0.56	0.49	0.31
U _w -VALUE	6.2	4.3	3.6	3.0	3.1

* TGN - Toughened glass used, please consult your Dowell representative for more information.

ACOUSTICS STC RATING FOR GLAZED DOORS	6.38 mm Clear Laminated Glass - 10.5mm VLAM Hush Acoustic Glass
	Acoustic Range from RW 30 - RW 32

PERFORMANCE	Non Cyclonic	Cyclonic
	N1 - N5 GEN	C1 - C2 GEN

FLY, SECURITY AND BARRIER SCREEN OPTIONS

ALFRESCO CORNER STACKING DOOR	Various Width Combinations
2100 (High)	F / S / B & RF

F = Fly Screen, S = Security Screen, B = Barrier Screen

RF = Retractable Fly Screen

HARDWARE OPTIONS

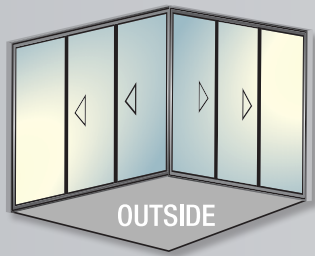
KEY LOCKS	STAINLESS STEEL LOCKS	COLOUR MATCH LOCKS / HANDLES
Standard	Option	Option

Note: Hardware options may vary from state to state, please consult your local sales representative or more information.

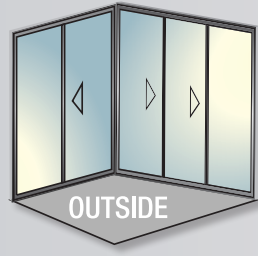
BUSH FIRE RATED

ATTACK LEVEL	BAL LOW	-	BAL - 40
DOOR FRAME	Aluminium		Aluminium
DOOR GLAZING	No special requirements.		6mm toughened glass.
HARDWARE	As Above		metal.

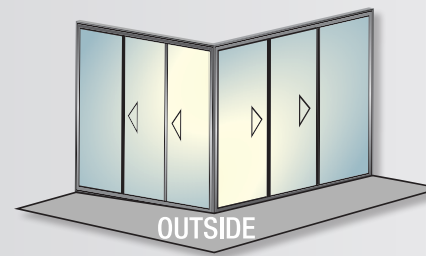
Note: BAL - 40 must include Full External Screening to comply.



UrbanLine™ Alfresco corner stacking door
(Internal)



UrbanLine™ Alfresco corner stacking door
with 2P x 3P Left or Right configuration available



UrbanLine™ Alfresco corner stacking door
(External)

Standard sizes and colours are available on short lead times. Some sizes and special colours are subject to longer lead times. Please refer to your local sales office for confirmation.

Also available in other sizes.

KEY: • = Not for N5 GEN, C2 GEN.
+ = Not for N4, N5 GEN, C2 GEN.

Note: For higher wind rating, wind load graphs must be consulted.

**INTERNAL
CORNER STACKER
DOORS
(N1-N5 GEN)
(C1-C2 GEN)**



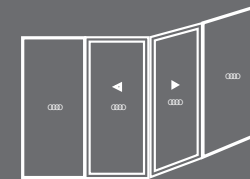
Brick Opening (-184)		(W2) 2066 / (W1) 2020	(W2) 2516 / (W1) 2470	(W2) 2966 / (W1) 2920	(W2) 3416 / (W1) 3370
(+86)	Stud (90mm) Opening	(W2) 2336 / (W1) 2290	(W2) 2786 / (W1) 2740	(W2) 3236 / (W1) 3190	(W2) 3686 / (W1) 3640
(+66)	Stud (70mm) Opening	(W2) 2316 / (W1) 2270	(W2) 2766 / (W1) 2720	(W2) 3216 / (W1) 3170	(W2) 3666 / (W1) 3620
	Door	(W2) 2250 / (W1) 2204	(W2) 2700 / (W1) 2654	(W2) 3150 / (W1) 3104	(W2) 3600 / (W1) 3554
2140	2100	UAD2121-CS-INT	UAD2127-CS-INT	UAD2130-CS-INT•	UAD2136-CS-INT•
2460	2400	UAD2421-CS-INT•	UAD2427-CS-INT•	UAD2430-CS-INT•	UAD2436-CS-INT+

**EXTERNAL
CORNER STACKER
DOORS
(N1-N5 GEN,
C1-C2 GEN)**




Brick Opening (+95)		(W1) 2357 / (W2) 2403	(W1) 2807 / (W2) 2853	(W1) 3257 / (W2) 3303	(W1) 3707 / (W2) 3753
(-115)	Stud (90mm) Opening	(W1) 2147 / (W2) 2193	(W1) 2597 / (W2) 2643	(W1) 3047 / (W2) 3092	(W1) 3497 / (W2) 3543
(-95)	Stud (70mm) Opening	(W1) 2167 / (W2) 2213	(W1) 2617 / (W2) 2663	(W1) 3067 / (W2) 3113	(W1) 3517 / (W2) 3563
	Door	(W1) 2262 / (W2) 2308	(W1) 2712 / (W2) 2758	(W1) 3162 / (W2) 3208	(W1) 3612 / (W2) 3658
2140	2100	UAD2121-CS-EXT	UAD2127-CS-EXT	UAD2130-CS-EXT•	UAD2136-CS-EXT•
2460	2400	UAD2421-CS-EXT•	UAD2427-CS-EXT•	UAD2430-CS-EXT•	UAD2436-CS-EXT+

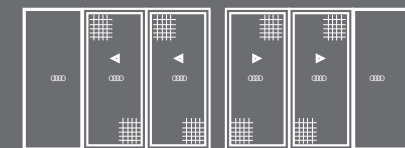
OPTION



Available in 2/2 and 3/2 panel configuration



Barrier Grille Screen
and Security Screen



Retractable / Screen Door

16 CELEBRATING
YEARS
1860 - 2020

INNOVATION - QUALITY - SERVICE

© DOWELL 01/2022

DOWELL 

1300 882 188
www.dowell.com.au